

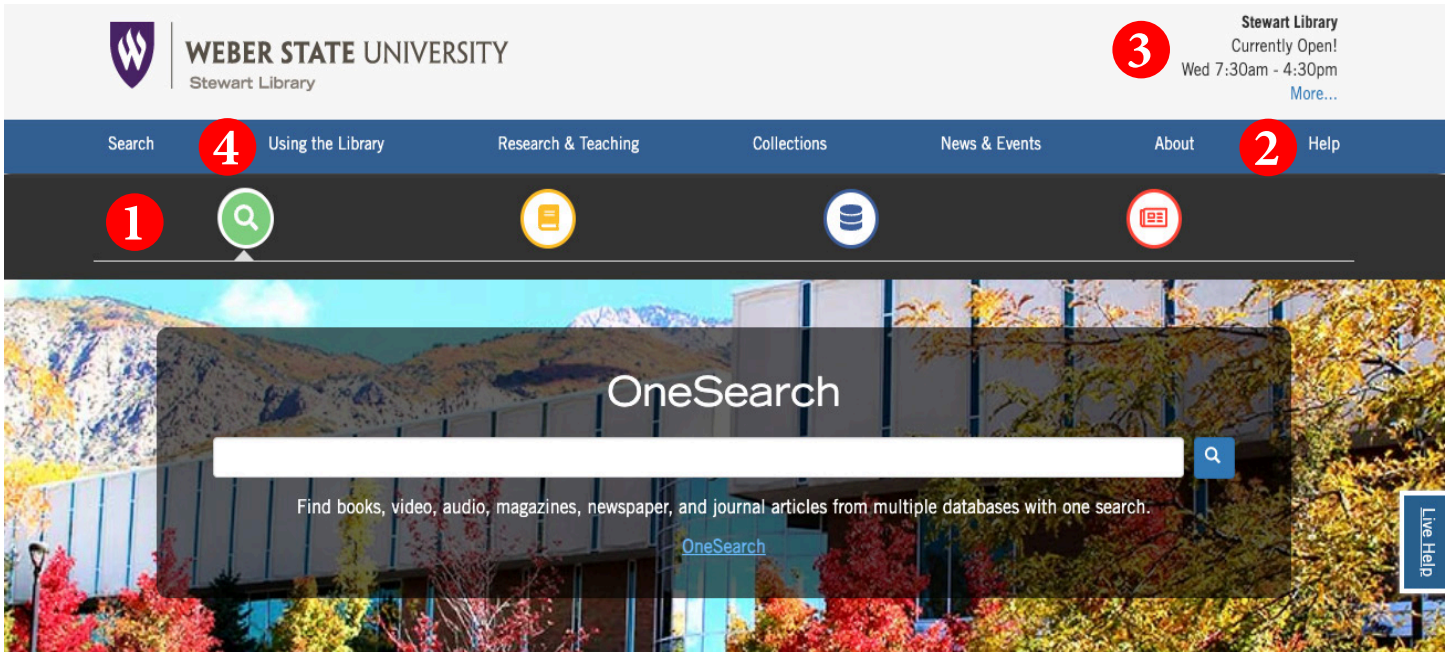





WEBER STATE UNIVERSITY

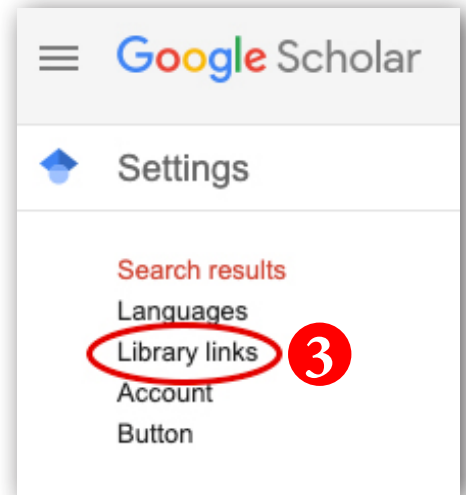
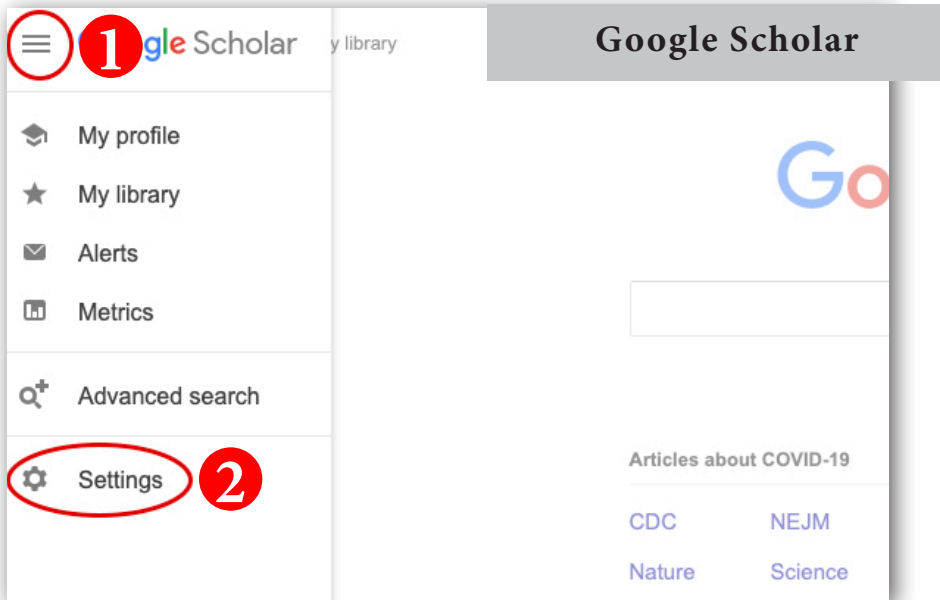
Stewart Library

<http://library.weber.edu>

Introduction to the Stewart Library

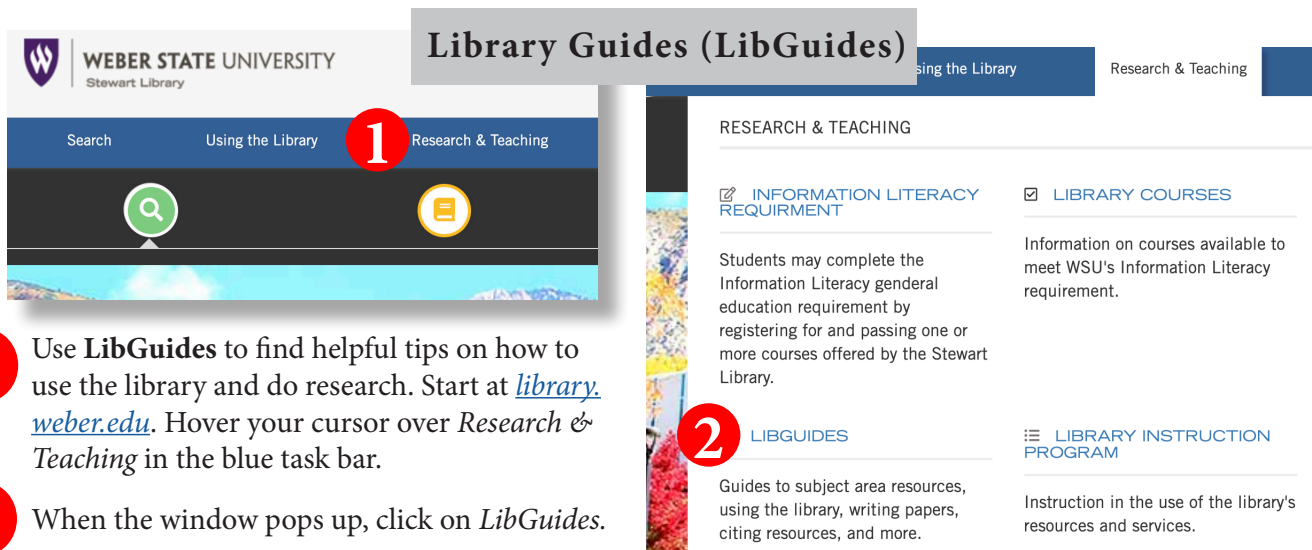


- 1** The **Search** tool bar provides access to all of the library's search tools. 5
Use the green search icon to find books, articles, or stream music and videos with **OneSearch**. 
Use the yellow book icon to find materials in the library with the **library catalog**. 
Use the blue disk icon to find journal articles other resources using **databases**. 
- 2** Need help with something? Click **Help** for a list of help options, including telephone, chat, and a link to information on how to contact a subject librarian.
- 3** Check here for an updated list of hours for Stewart and Davis libraries, Special Collections & University Archives, and the Testing Center.
- 4** Learn how to navigate the library's resources and services including accessing your account, getting access to course reserves, and using interlibrary loan by clicking on **Using the Library**.
- 5** Have a research question? Click **Live Help** to reach a library assistant.

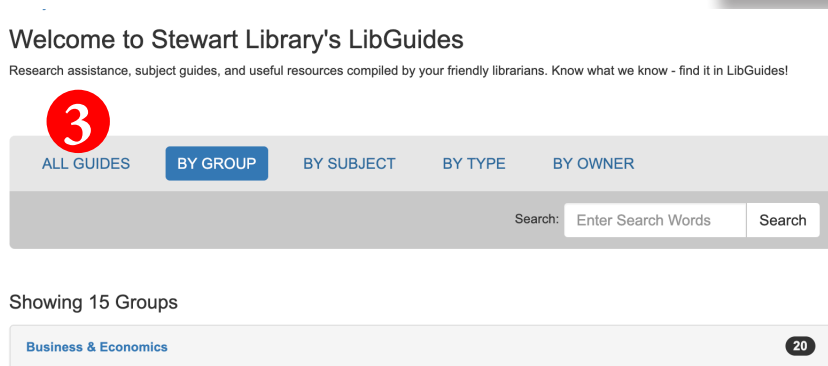


- 1 Use **Google Scholar** to search for articles. Start at scholar.google.com. Click on the three lines in the top, left-hand corner.
- 2 Click on *Settings*.
- 3 On the next screen, click on *Library links*. In the *Library links* box, type in Weber State and check boxes for Weber State University. Click *Save*.

Click on the link *Full-Text@Weber State* in your search results. WSU Article Access will pop up. If the article is full text in one of our databases or in our print holdings, you'll see a link to the article (or to the catalog for print holdings). Enter your WSU user name and password when prompted. Be aware **Google Scholar** does NOT cover all of our databases!

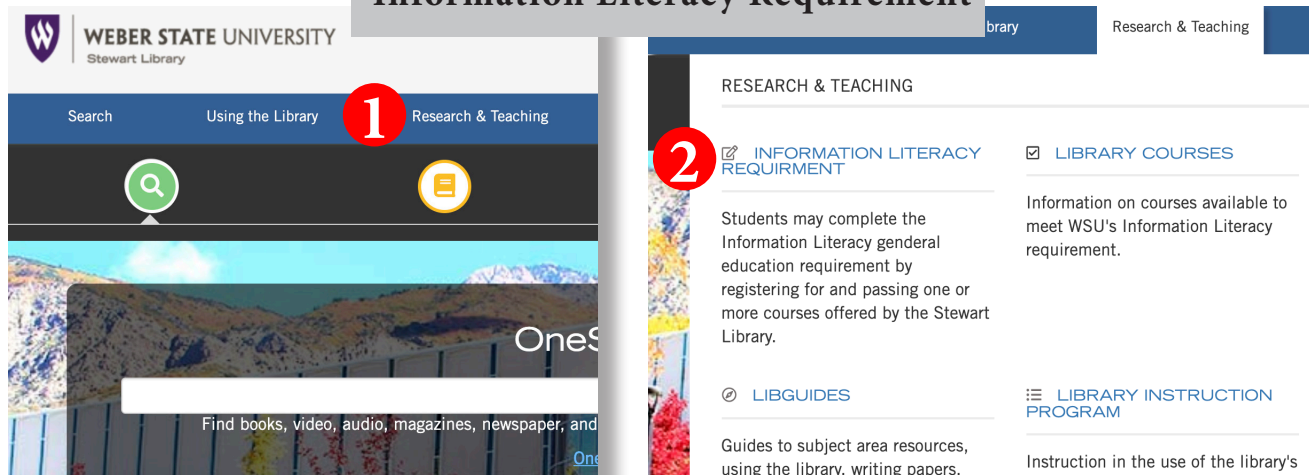


- 1 Use **LibGuides** to find helpful tips on how to use the library and do research. Start at library.weber.edu. Hover your cursor over *Research & Teaching* in the blue task bar.
- 2 When the window pops up, click on *LibGuides*.



- 3 Sort LibGuides by Group, Subject, Type, Owner, or enter search terms into the search box in order to locate a specific guide. Browse the entire offering of LibGuides at the Stewart Library By clicking on *All Guides*.

Information Literacy Requirement



1 Learn more about WSU's **Information Literacy Requirement** by visiting library.weber.edu. Hover your cursor over *Research & Teaching* in the blue task bar.

2 When the window pops up, click on *Information Literacy Requirement*.

3 Learn about all the options for fulfilling WSU's Information Literacy Requirement.

4 Access the *Information Navigator* textbook by clicking on *LIBS 1704 Course Material*.

Information Literacy Requirement **3**

Library and Web searching skills are very important for success in college and for lifelong learning. Information Literacy is a general education requirement at WSU. Students may complete this requirement by registering for and passing one of the seven options listed below. [Click here](#) for more information on the courses.

- **Library Science 1704, The Information Navigator.** One credit hour, this is an online course offered through through WSU Online or as a face-to-face class.
- The course material for this class can be found on **4**: [LIBS 1704 Course material \(Information Navigator Textbook\)](#)

Printing: Print documents at the library using cash or Wildcard. B&W copies are five cents per side and color copies are 20 cents per side.

Scanning: Try our bookedge scanner, located next to the service desk on the second floor. You can save copies, scan to a USB drive, or email them to yourself directly from the scanner.

Large Format Printing: Print posters on our large format printer. For details, contact User Services at 801-626-6545 or libraryhelp@weber.edu.

Always Evaluate!!

- **Who** wrote it? (Author/authority)
- **What** sources were used? (References/documentation)
- **When** was it published? (Currency/date)
- **Why** was it published? (Objectivity/purpose/bias)

CONTACT US:

Telephone
801-626-6545

Live Chat
Click on *Live Help* from the Stewart Library web pages to access an online library assistant

Email
Email questions to libraryhelp@weber.edu

Follow us on Instagram
[@stewartlibrary](https://www.instagram.com/stewartlibrary)

or Facebook
www.facebook.com/stewartlibrary



WEBER STATE UNIVERSITY

Stewart Library

<http://library.weber.edu>

Introduction to the Stewart Library

Your Name _____

Research Topic

Choose a topic to research in this session from one of the topics listed below, and circle it.

Time Management

Money Management

A Career or major of your choice

Stress Management

Critical Thinking

Health and Wellness

Using OneSearch—Find an eBook

Find an eBook on your topic using *OneSearch*. Use the Content Type limiter on the left hand side of the screen to limit your search to book/eBook.

Title: _____

Author(s): _____

Database eBook is located in: _____

Article Databases—Finding Articles

Find a scholarly article on your topic using *Academic Search Ultimate* or another database of your choosing.

Article Title: _____

Author(s): _____

Journal Title (Source): _____

Publication date: _____

Google Scholar—Finding Articles

Find a scholarly article on your topic using *Google Scholar* (scholar.google.com).

Article Title: _____

Author(s): _____

Publication Year: _____

Journal Title (Source): _____

Is there a link that says Full-Text @ Weber State? Yes/No

Library Guides—Scholarly vs. Popular Articles

From the top menu bar on the library home page click on *Research & Teaching*. Then click on *LibGuides*. Search for the guide *Scholarly vs. Popular Articles*. List two differences between a scholarly journal and a popular magazine.

1. _____

2. _____

Library Guides—Citing Print and Electronic Resources

Go back to the *LibGuides*. Search for the guide *Citing Print and Electronic Resources*. Browse this guide and list one reason it is important to cite information for research.

1. _____

WSU's Information Literacy Requirement

From the top menu bar on the library home page click on *Research & Teaching*. Then click on *Information Literacy Requirement*. List two ways you can meet the Information Literacy requirement.

1. _____

2. _____

We hope this exercise has introduced you to some of the library resources available to students.

Come in, call, chat, or email us for assistance!