

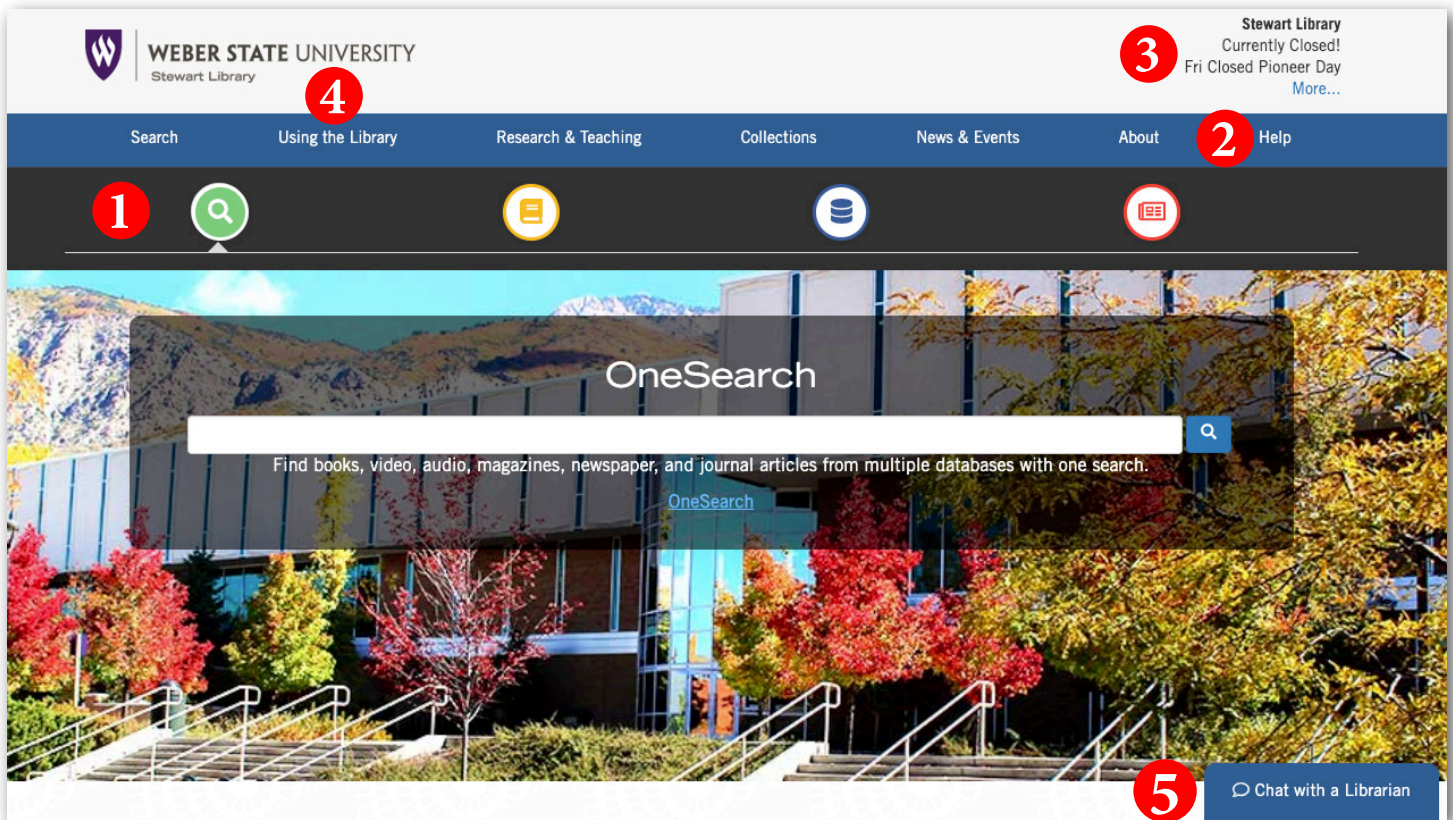





WEBER STATE UNIVERSITY

Stewart Library

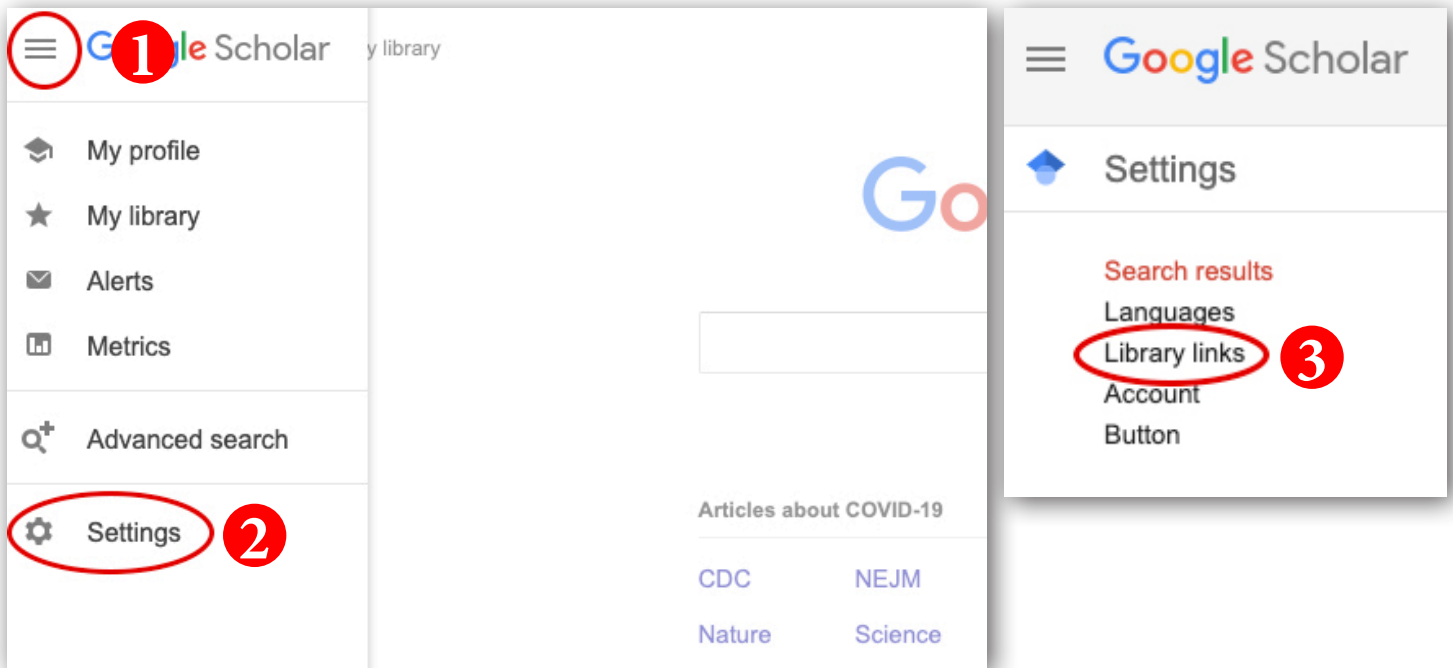
<http://library.weber.edu>

Stewart Library Introduction to Research



- 1** The **Search** tool bar provides access to all of the library's search tools.
Use the green search icon to find books, articles, or stream music and videos with **OneSearch**. 
Use the yellow book icon to find materials in the library with the **library catalog**. 
Use the blue disk icon to find journal articles and other resources using **databases**. 
- 2** Need help with something? Click **Help** for a list of help options, including telephone, text, email, and chat.
- 3** Check here for an updated list of hours for Stewart and Davis libraries, University Archives, and Special Collections.
- 4** Learn how to navigate the library's resources and services including accessing your account, getting access to course reserves, and using interlibrary loan by clicking on **Using the Library**.
- 5** Have a research question? Click **Chat with a Librarian** to reach a trained research assistant.

Google Scholar



- 1** Use **Google Scholar** to search for articles. Start at scholar.google.com. Click on the three lines in the top, left-hand corner.
- 2** Click on *Settings*.
- 3** On the next screen, click on *Library links*. In the *Library links* box, type in Weber State and check boxes for Weber State University. Click *Save*.

Click on the link *Full-Text@Weber State* in your search results. WSU Article Access will pop up. If the article is full text in one of our databases or in our print holdings, you'll see a link to the article (or to the catalog for print holdings). Enter your WSU user name and password when prompted. Be aware **Google Scholar** does NOT cover all of our databases!

Printing: Print documents at the library using cash or Wildcard. B&W copies are five cents per side and color copies are 20 cents per side.

Scanning: Try our bookedge scanner, located next to the reference desk. You can save copies, scan to a USB drive, or email them to yourself directly from the scanner.

Large Format Printing and Scanning: Print posters or scan large size documents on our large format printer and scanner. For details, contact Digital Collections at 801-626-6509.

Always Evaluate!!

- **Who** wrote it? (Author/authority)
- **What** sources were used? (References/documentation)
- **When** was it published? (Currency/Date)
- **Why** was it published? (Objectivity/purpose/bias)

CONTACT US:

Telephone
801-626-6415

WSU Davis Campus Library 801-395-3472
(Located on 2nd floor in Information Commons)

Text
Text us at 801-803-5554

Live Chat
Click on *Help* from the Stewart Library web pages to access *Ask-a-Librarian* online

Email
Email questions to refdesk@weber.edu

Follow us on Twitter
twitter.com/stewartlibrary

Friend us on Facebook
www.facebook.com/stewartlibrary



WEBER STATE UNIVERSITY

Stewart Library

<http://library.weber.edu>

Stewart Library Introduction to Research

Your Name _____

Research Question

Write a research question based on your topic.

Keywords

Identify the main concepts or keywords in your question.

Using OneSearch—Find an eBook

Find a eBook on your topic using *OneSearch*. Use the Content Type limiter on the left hand side of the screen to limit your search to book/eBook.

Title: _____

Author(s): _____

Database eBook is located in: _____

Article Databases—Finding Articles

Find a scholarly article on your topic using *Academic Search Ultimate* or another database of your choosing.

Article Title: _____

Author(s): _____

Journal Title (Source): _____

Publication date: _____

Google Scholar—Finding Articles

Find a scholarly article on your topic using *Google Scholar* (scholar.google.com).

Article Title: _____

Author(s): _____

Publication date: _____

Journal Title (Source): _____

Is there a link that says Full-Text @ Weber State? Yes No